



The University of Hong Kong  
香港大學心理學系



由香港大學臨床心理學研究生製作

## 問：資優生是否一定有高智商 (IQ)?

不一定。根據《教育統籌委員會第四號報書》(1990)，香港對資優採用較多元化的定義。若兒童在以下至少一個範疇中有突出成就或潛能，便可界定為資優。

- 智力經測定屬高水平 (130或以上)
- 對某一學科有特強的資質
- 有獨創性思考
- 在視覺/表演藝術、機械技能或體能的協調方面極具天份
- 有領導才能的天賦

由此可見，高 IQ 並非資優的唯一標準。



# 問：我的小朋友年年考第一，老師都說他聰明，他是否即是資優生？



很多資優生都有優秀的學業成績，但有些則不然。相反，不少非資優生也有出色的成績。讓我們看看為何會這樣……

研究結果顯示，影響學業成績的因素包括：

## 智商

高智商有助提高學習效率和成績

## 其他因素

如毅力、學習動機和方法

因此，非資優生也能透過努力取得優異的成績。

資優孩子較一般聰明孩子更……

- 愛發問
- 對事物感好奇
- 會質疑答案
- 善於推測

...

★ 由此可見，我們不能單純以學習成績判斷小朋友是否資優，而是需要尋求多元化的評估方法辨識資優生。

# 問：為什麼有些資優生會成績差？



## 資優生潛能未展的原因

## 例子

### 個人

資優生的特質

富創造力 → 抗拒偏重單一答案的學習

特殊學習困難

讀寫障礙、專注力不足/過度活躍症等

### 家庭

管教模式

過於嚴格 → 缺乏安全感，與父母對抗

對孩子的期望

過高 → 自我要求過高，難於接受挫敗

### 學校

課程

偏重記誦 → 感到沉悶，失去學習動機

學校風氣

校風保守 → 因創造力不獲認同，而變得反叛或畏縮

**問：資優生是否各方面都比同齡小朋友出色或成熟？**

不一定。

部分資優生只在某個或某些範疇有出色的表現，在其他範疇的水平則與同齡學生相若，甚至可能有學習障礙。

有高智商的資優生亦未必較成熟，他們的社交技巧及情緒管理的能力或許與同齡學生相仿，甚至較弱。



## 問：資優是先天還是後天形成？

當代文獻普遍認為資優是在遺傳因素(先天)與環境(後天)的相互作用下形成。

縱使基因令小朋友具備某方面的天賦，若缺乏適當的環境讓他們充分發揮其潛能並加以培養，他們的才能便無法展現出來。



# 問：資優生有什麼常見特質？

## 認知

- 觀察力敏銳
- 領悟力強
- 非凡的專注/記憶力
- 早熟的言語理解能力
- 富抽象/邏輯思考能力

## 學習動機

- 好奇心強
- 愛自主學習
- 對社會問題感興趣

## 情意

- 具領導才能
- 完美主義
- 尖銳的幽默感
- 對自己、別人及周遭環境的敏感度高
- 較喜歡與年長者結伴

## 創意

- 具創意及豐富想像力
- 善於跳出常規解難
- 有批判性思考
- 有獨特見解



每位資優生也是獨特的，以上只是一些常見特質



## 問：如何知道我的小朋友是否資優生？

- 家長可多留意子女是否擁有上述特質，並與老師商討如何協助培養其潛質。如有需要，可尋求心理學家作智力評估。不過，單靠智力評估未必能有效發掘評估以外的潛質，如創造力、領導才能等
  - 智力資優通常是指智商130或以上及從多元化準則界定具備卓越能力
  - 智商130以下的小朋友若在其他方面表現優越，也可能界定為資優
- 較理想的是一個多元化的識別途徑：

### 老師/家長對小朋友的觀察

如成績、課堂表現、行為特質、學術以外的表現、態度、動機和成就

### 評測工具

如行為特質量表、面談、智力評估



## 問：如果我的小朋友是資優生， 作為家長有什麼需要注意？

- 多了解資優的特質，有助明白子女獨特的需要及他們行為背後的原因
- 提供個別化而具挑戰性的學習機會，讓他們盡展所長
- 讓子女自由選擇自己的興趣
- 提醒子女多欣賞學習過程，而非只著重結果
- 允許並鼓勵子女發問
- 多聆聽子女的情感需要



若閣下對香港大學心理服務  
組的智力評估服務有興趣，  
請致電3917 2387查詢。



鳴謝：

簡報的範本由Slidesgo創建，當中包  
括Flaticon的圖示和Freepik的圖解資  
訊和圖片。

Credits:

This presentation template was  
created by Slidesgo, including icons  
by Flaticon, and infographics &  
images by Freepik.

**END**



# REVIEW GAMES



**ENGLISH**

10 Points

20 Points

30 Points

40 Points

**MATH**

10 Points

20 Points

30 Points

40 Points

**SCIENCE**

10 Points

20 Points

30 Points

40 Points



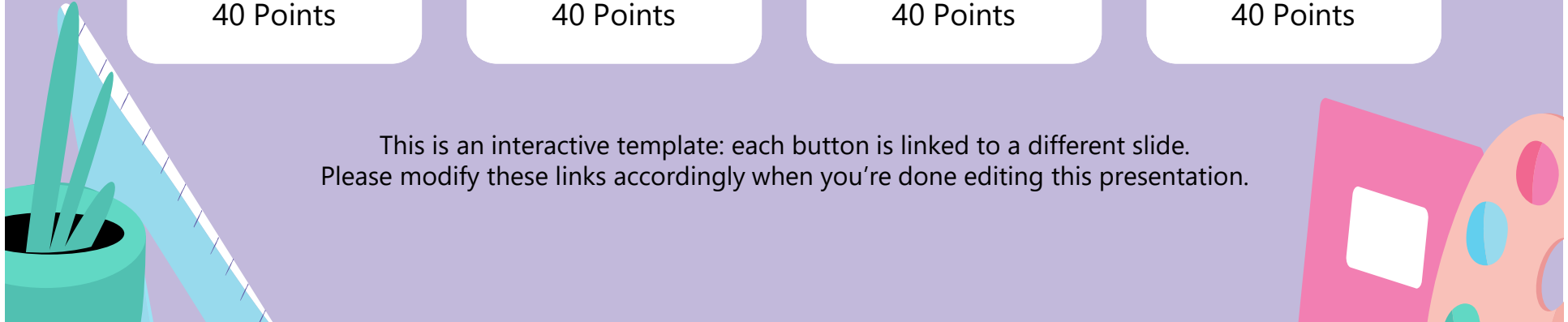
**ART**

10 Points

20 Points

30 Points

40 Points



This is an interactive template: each button is linked to a different slide.  
Please modify these links accordingly when you're done editing this presentation.



# ENGLISH

A-B-C-D-E... English!



1

2

3

4





# 1. COMPLETE THE SENTENCE




The boy is \_ \_ \_ \_ \_ in the **kitchen**





If your answer is correct, you win 10 Points!



**cooking**

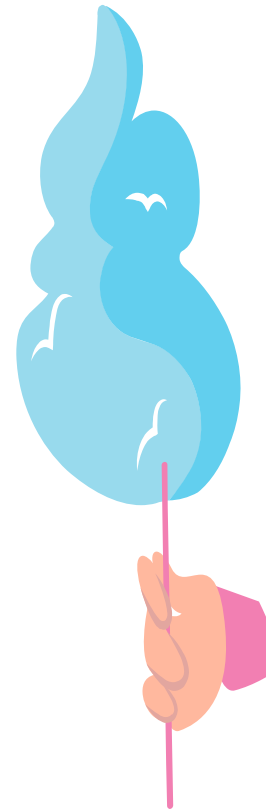




## 2. WHERE IS SHE?



She went to a **place** to have fun with her friends. It had plenty of **lights, songs, games** and people having **fun**. There were bumper cars, donuts and cotton candy.







If your answer is correct, you win 20 Points!



**At the  
fairgroun  
d**






### 3. WHAT IS THIS?



A piece of **short fiction** with different characters. Its plot is simple and entertaining.

**A**

Novel



**B**

Tale



**C**

Poem





If your answer is correct, you win 30 Points!



**It's a  
tale!!!**





## 4. WHO IS THE WRITER?



- Romeo & Juliet
- Hamlet
- Macbeth
- Othello
- A Midsummer's Night Dream







If your answer is correct, you win 40 Points!



**William  
Shakespear  
e**





# MATH

Numbers and more!



1

2

3

4





# 1. CHOOSE THE CORRECT ONE



It tells you how many times a number is  
contained in another

+

-

x


:

%

√



If your answer is correct, you win 10 Points!



**Division**  
**(:) or (/)**







## 2. CAN YOU SOLVE THIS?



X x  
x

20  
x 5



x  
X



If your answer is correct, you win 20 Points!



**100!**





### 3. READ THIS NUMBER



2  
5'

914

3  
' 1



If your answer is correct, you win 30 Points!

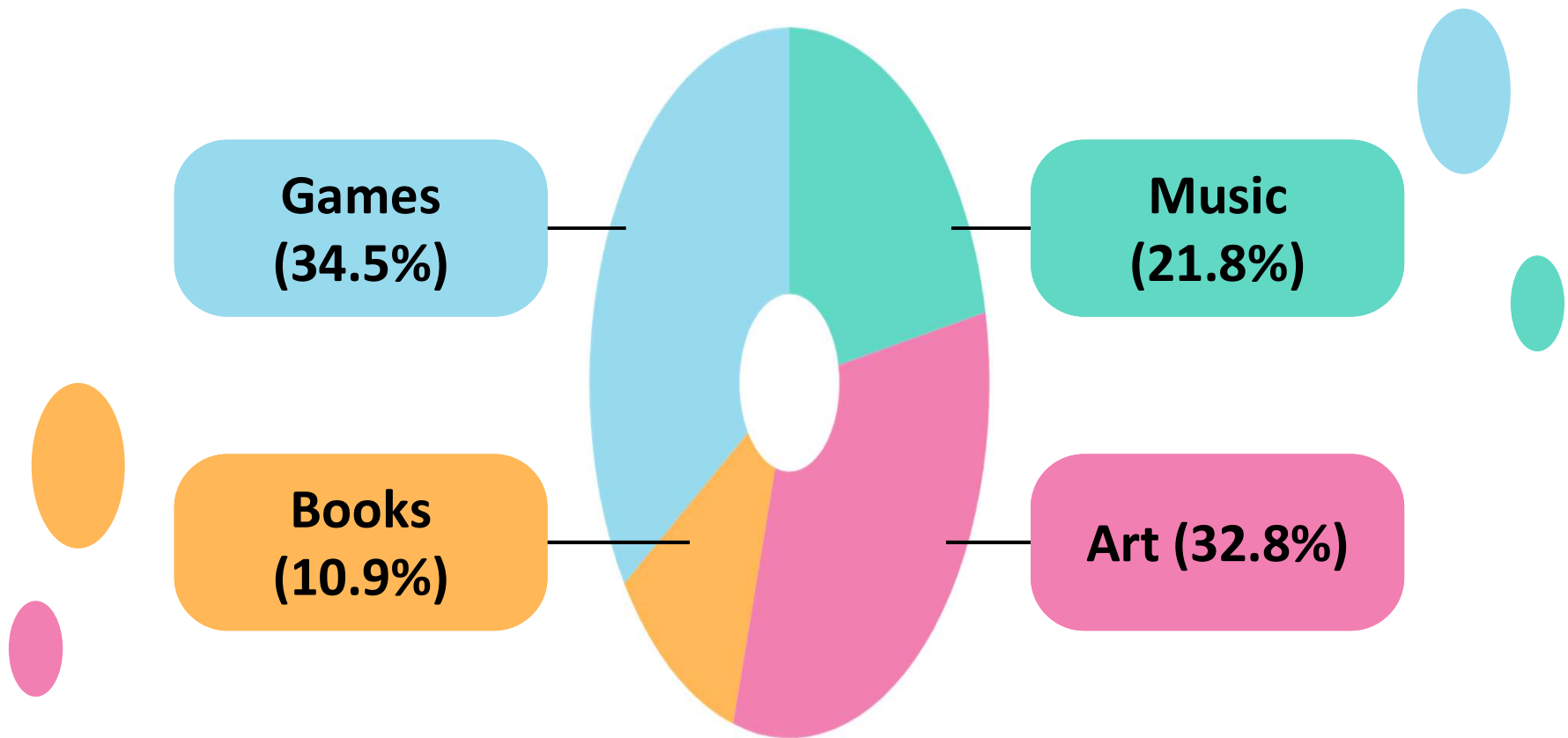


**Nine  
Hundred  
Fourteen**





## 4. WHICH HOBBY IS MORE POPULAR?





If your answer is correct, you win 40 Points!



**Games!**





# SCIENCE

Learn about nature!



1

2

3

4



# 1. WHAT ARE THEY DOING?








If you answer correctly, you win 10 Points!





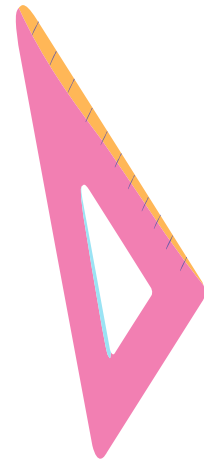
## 2. WHAT DO YOU NEED?



To go on a **trip** I need...


**A map**

**A ruler**





If your answer is correct, you win 20 Points!

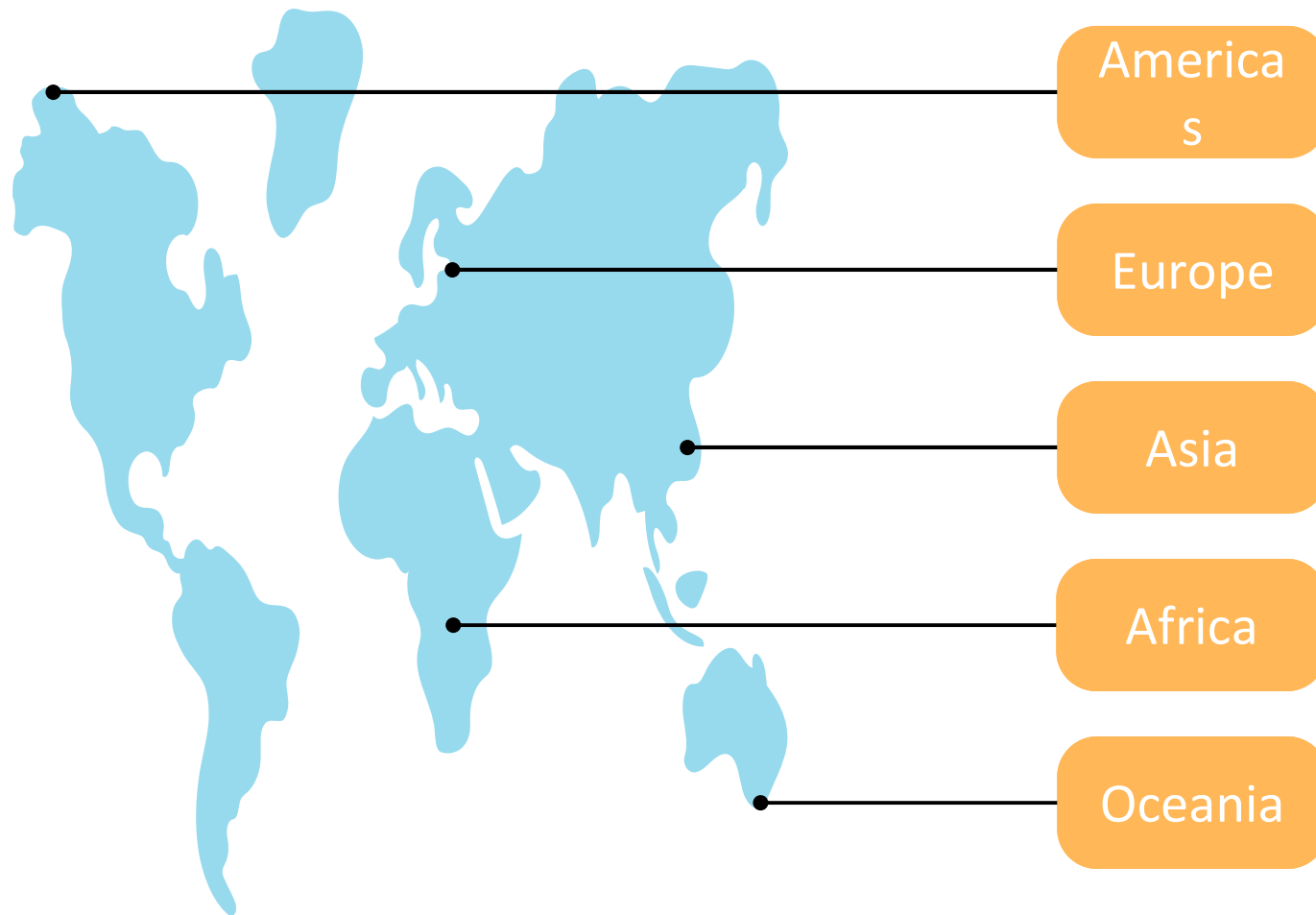


**I need a  
map**






### 3. WHERE DO GIRAFFES LIVE?





If your answer is correct, you win 30 Points!



**We live in  
Africa**





## 4. WHAT IS THIS?



It is a process used by **plants** and other organisms to convert **light energy** into food for them. It gives plants and trees their green color.





If your answer is correct, you win 40 Points!



**Photo-  
synthesis**





# ARTS

Art for art's sake!



1

2

3

4


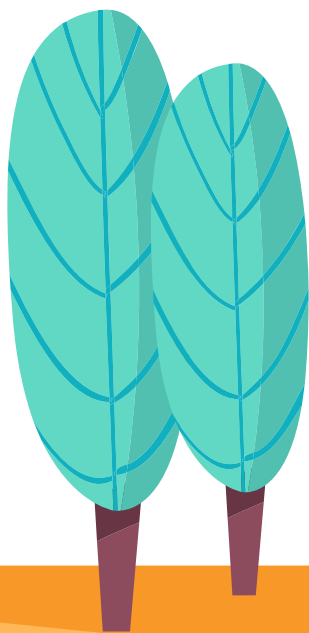




# 1. WHAT OBJECT DOES SHE USE?





Mary loves to spend the weekend outside **taking pictures**. She uses something that Mary's father gave her as a present, although she needs to use the **flash** option at night!






If your answer is correct, you win 10 Points!




**A photo  
camera**





## 2. WHICH TYPE OF INSTRUMENT IS IT?



**A**

Wind

**B**

String

**C**

Percussion





If your answer is correct, you win 20 Points!



**String  
instrumen  
t**






### 3. TRUE OR FALSE?




Dancing improves **agility** and **balance**



True



False





If you answer correctly, you win 30 Points!





**True!**





## 4. WHO IS THE PAINTER?





If you answer correctly, you win 40 Points!



**Leonardo  
Da Vinci!**





# ALTERNATIVE RESOURCES



# ALTERNATIVE RESOURCES



# RESOURCES

Did you like the resources on this template?  
Get them for free at our other websites:



- Hand drawn back to school background
- Different cute illustrated animals collection
- Blackboard back to school background
- People at a night fair flat design
- Set of people camping hand drawn design
- Pack of people enjoying their hobbies
- Pack of people enjoying their hobbies
- Hand drawn school logo collection
- Hand drawn children back to school
- Hand drawn children back to school
- Young people holding blank banner
- Hand drawn back to school banners

# Instructions for use

In order to use this template, you must credit [Slidesgo](#) by keeping the **Thanks** slide.

## **You are allowed to:**

- Modify this template.
- Use it for both personal and commercial projects.

## **You are not allowed to:**

- Sublicense, sell or rent any of Slidesgo Content (or a modified version of Slidesgo Content).
- Distribute Slidesgo Content unless it has been expressly authorized by Slidesgo.
- Include Slidesgo Content in an online or offline database or file.
- Offer Slidesgo templates (or modified versions of Slidesgo templates) for download.
- Acquire the copyright of Slidesgo Content.

For more information about editing slides, please read our FAQs or visit Slidesgo School:

<https://slidesgo.com/faqs> and <https://slidesgo.com/slidesgo-school>

# Fonts & colors used

This presentation has been made using the following fonts:

**Patrick Hand Bold**

(<https://fonts.google.com/specimen/Patrick+Hand>)

**Lato Regular**

(<https://fonts.google.com/specimen/Lato>)

#f27fb2

#98daed

#61d8c4

#ffb757

#c2b9db

# Stories by Freepik

Create your Story with our illustrated concepts. Choose the style you like the most, edit its colors, pick the background and layers you want to show and bring them to life with the animator panel! It will boost your presentation. Check out [how it works](#).



Pana



Amico




Bro



Rafiki

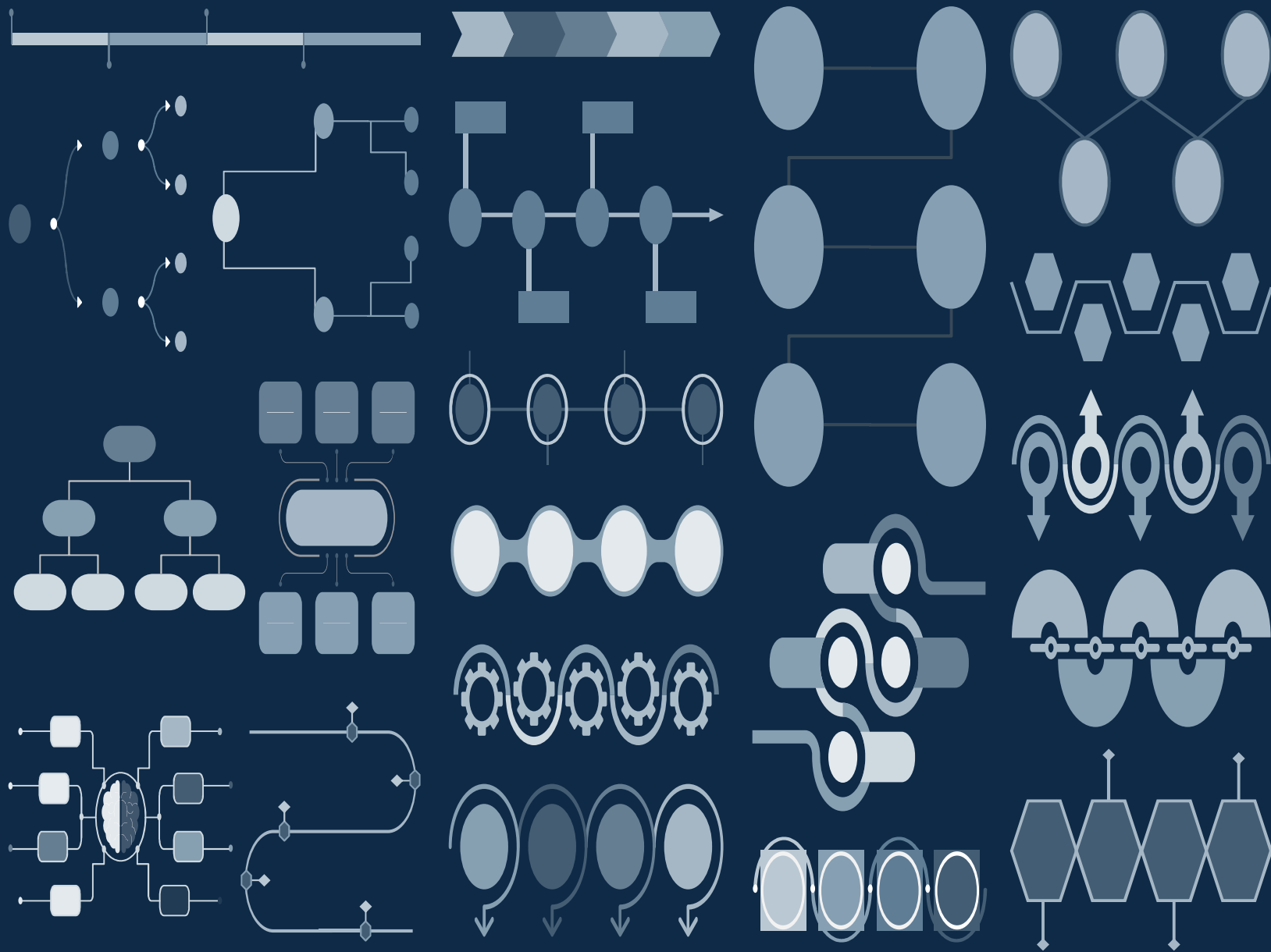
# Use our editable graphic resources...


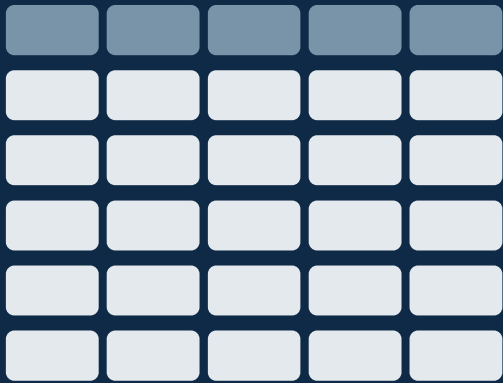
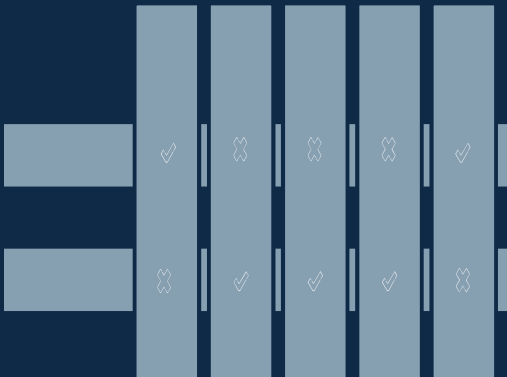
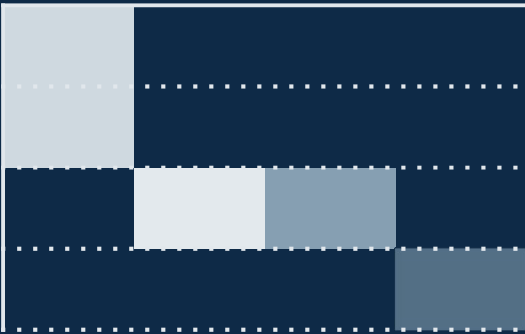
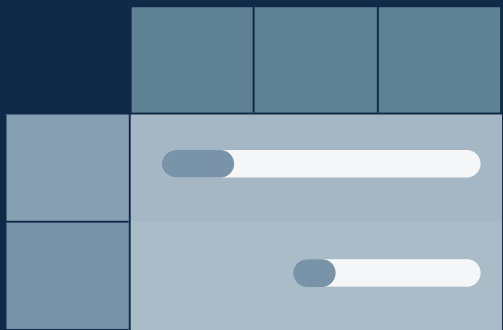

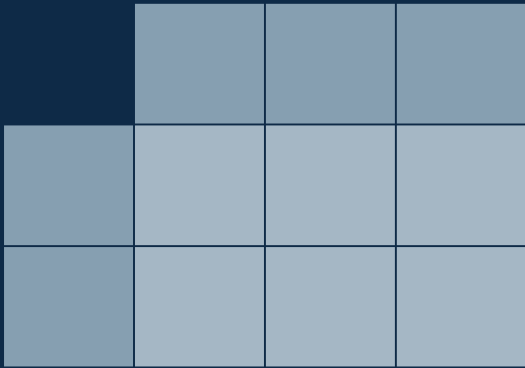

You can easily **resize** these resources without losing quality. To **change the color**, just ungroup the resource and click on the object you want to change. Then, click on the paint bucket and select the color you want. Group the resource again when you're done.



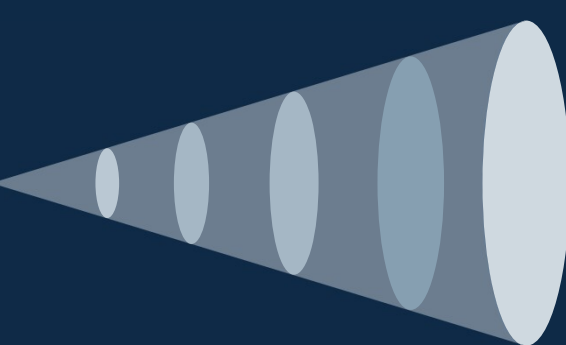


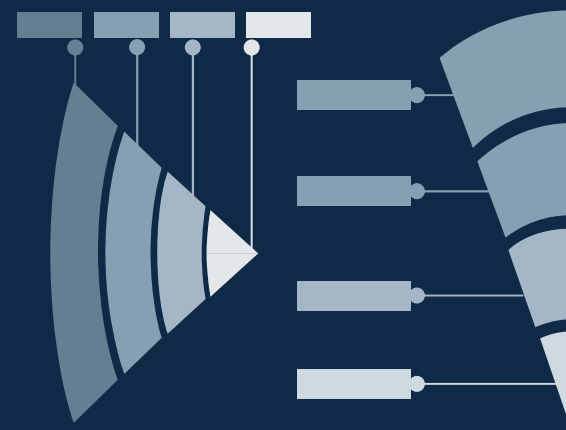
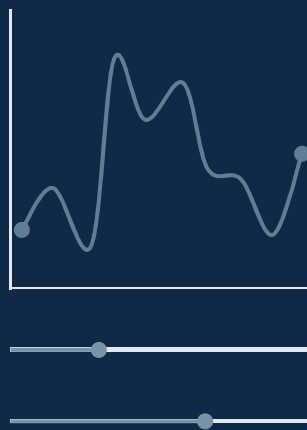













## ...and our sets of editable icons

You can resize these icons without losing quality.

You can change the stroke and fill color; just select the icon and click on the paint bucket/pen.

In Google Slides, you can also use Flaticon's extension, allowing you to customize and add even more icons.



## Educational Icons



## Medical Icons



# Business Icons



# Teamwork Icons



## Help & Support Icons



## Avatar Icons





# Creative Process Icons



# Performing Arts Icons



# Nature Icons



# SEO & Marketing Icons



